

# ROOM GARDEN 3

GARDEN LEVEL








## FLEXIBLE AND MODULAR

The sliding walls of the first four Garden rooms offer a great level of flexibility to adapt the size of the space to individual needs. Each room can be divided into one, two or three separate spaces for the creation of working groups.

The rooms can accommodate **between 32 to 288 people** depending on the configuration. All rooms feature large south-facing windows, giving them natural light and an authentic and airy atmosphere. With a remote control, each organizer can simply and quickly enable the necessary features: projector screen, blinds and light or sound volume.

## CAPACITY

					
<b>3ABC</b>	<b>325 pax</b>	<b>168 pax</b>	<b>180 pax</b>	<b>220 pax</b>	<b>---</b>
<b>3BC</b>	<b>184 pax</b>	<b>84 pax</b>	<b>120 pax</b>	<b>120 pax</b>	<b>---</b>
<b>3C</b>	<b>80 pax</b>	<b>32 pax</b>	<b>70 pax</b>	<b>---</b>	<b>28 + 4</b>
<b>3B</b>	<b>54 pax</b>	<b>36 pax</b>	<b>---</b>	<b>---</b>	<b>28 + 4</b>
<b>3A</b>	<b>78 pax</b>	<b>48 pax</b>	<b>---</b>	<b>---</b>	<b>32 + 4</b>

## DIMENSIONS

Length	Width	Height	Surface gross	Surface net
<b>23,8 m</b>	<b>13,1/14,3 m</b>	<b>4,1 m</b>	<b>330 m²</b>	<b>218 m²</b>
<b>15,3 m</b>	<b>13,1/14,3 m</b>	<b>4,1 m</b>	<b>212 m²</b>	<b>140 m²</b>
<b>14,3 m</b>	<b>8,1 m</b>	<b>4,1 m</b>	<b>116 m²</b>	<b>77 m²</b>
<b>13,1 m</b>	<b>7,1 m</b>	<b>4,1 m</b>	<b>93 m²</b>	<b>61 m²</b>
<b>14,3 m</b>	<b>8,3 m</b>	<b>4,1 m</b>	<b>119 m²</b>	<b>79 m²</b>

## EQUIPMENT

- ▶ Day light in the 3C / 3BC & 3 ABC
- ▶ White basic lighting
- ▶ Wireless Internet Access (Swisscom PWLAN)
- ▶ Ventilation, Heating
- ▶ Access for disabled people

*Other services upon request*

## PICTURES



[CLICK HERE](#)

